

RESIDENTIAL BROCHURE

WINTER 2026



KANATA COLLECTION
DESIGN: BRONTE CREEK XL | IRON ORE



upwardor

Garage Doors Designed for Life

Table Of Contents

4 THE KANATA COLLECTION™

6 THE CRAFT SERIES™

8 **AL-976™**
Aluminum Doors

9 KANATA EXECUTIVE LINE

10 LIFTMASTER & GARAGE ORGANIZATION

11 MEASUREMENTS & SPECIFICATIONS



Trust Upwardor Quality Craftsmanship

For over **50** years, thousands of homeowners every year choose Upwardor. We are a leader in manufacturing quality doors that last! Our Dealers are selectively chosen because of their attention to detail and customer service.

Call **1-800-667-3367** to find out more
or visit upwardor.com

Telephone: 905-876-3667
Fax: 905-876-3533
Email: sales@upwardor.com

Shown:

Design: Bronte Creek | Steel Grey

**Quality Crafted,
Uniquely Styled.**

Since 1974

Residential Line



upwardor

Garage Doors Designed for Life

Shown:
Design: Sheridan XL | White

The Kanata Collection™

Combines style, durability and environmental friendliness. Polyurethane insulation is foamed in place, which ensures a consistent density and significant panel strength. With a 1^{3/4}" (44.5mm) thickness, R-value of 16.3, enhanced tongue and groove joint and a true thermal break, the Kanata Collection is an excellent choice for those who are looking for a high-quality, energy-efficient residential garage door.




Customize Your Look!
Choose your own custom colours to match your home!

Colour Choices

- | | | | | | |
|---|---|---|---|---|---|
|  |  |  |  |  |  |
| White | New Almond | Black | Walnut | Iron Ore | French Oak |
|  |  |  |  |  |  |
| Sandtone | New Brown | Bronze | Steel Grey | Hazelwood | English Chestnut |





Shown:
Design: Kanata Flush | Black


The Kanata Collection™

Upwardor offers several design and decorative insert options, adding a custom touch to your garage door. Window inserts are interchangeable, providing a classic or decorative look to complement and add value to your home. Frames and inserts are carefully colour-matched and are UV protected.

Features and Options

- High-quality, versatile and eco-friendly
- With a built-in thermal break, this door is suitable for both cold and warm climates
- Multiple glazing window and insert options add value to any home
- Available in six designs: long and short raised panel, long and short carriage house, ribbed panel and flush versions

See Page 11 for Panel Choices and Window Designs



Shown:
Design: Trafalgar Black



Shown:
Design: Muskoka | White

The Craft Series™

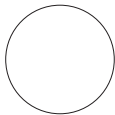
The Craft Series brings architectural presence and lasting performance together in one exceptional door. Its taller panel design creates a clean, upscale look while its robust construction ensures dependable performance in any climate.



Customize Your Look!

Choose your own custom colours to match your home!

Colour Choices



White



Sandtone




Walnut
(28" only)



English
Chestnut



Iron Ore



French Oak

Actual door colour will vary from colour renditions

Sizes

Available in two section heights



Shown:
Design: Muskoka
White



Shown:

Design: Denison | White


The Craft Series™

Our premium residential offering, representing the ultimate in style, durability and environmental friendliness. The three-section, 1^{3/4}" (44.5mm) thick, taller panel design with an R-value of 16.3 appeals to the discerning homeowner who wants a distinct look without having to make compromises on the quality of their garage door.

Features and Options

- 26-gauge, pebble embossed exterior and interior steel back sheet
- Environmentally-friendly polyurethane insulation, 100% CFC-free
- Built-in thermal break prevents cold/heat transfer from the exterior to the interior of the door

See Page 12 for Panel Choices
and Window Designs



Shown:

Design: Denison
White



Aluminum Doors

Design: AL-976 | Black with Acid Etched Glass

AL-976™

Our most popular Aluminum Door, manufactured since 1976, offers a variety of options where superior strength, maximum visibility and exceptional light transmission are required. Its unique and durable design allows customized configurations for openings up to 24' (7.32m) wide. This modern look can add class to any home.

Features and Options

- 1^{3/4}" (44.5mm) thickness
- Clear anodized finish standard
- Tongue and groove section with weather seal inhibits air infiltration
- Available with various glazing options: single, insulated, tinted, tempered or specialty

See Page 13 for Panel Choices and Window Designs



Customize Your Look!

Choose your own custom colours to match your home!

5 Year

Limited warranty on door finish

1 Year

Limited warranty workmanship and materials



Wood Overlay Options

Design: T06 | Medium Oak

Kanata Executive Line

Kanata Executive Line doors combine elegant design with high energy efficiency. Featuring a polyurethane-insulated base with a premium wood overlay, these doors offer superior strength, durability, and thermal protection (R-16.3+). With 44.5mm insulation, a tongue-and-groove design, and a thermal break. Ideal for energy-conscious homeowners wanting design flexibility.

Key Benefits:

- New Wood Door in Multiple Grains
- High-quality, versatile and eco-friendly
- With a built-in thermal break, this door is suitable for both cold and warm climates
- Available in 24 unique wood panel designs, each offered in 5 rich wood colour options



Overlay panel is 3" thick

Colour Choices



Medium Oak




Mahogany



Natural



Slate Dark Grey



Dark Walnut





Customize Your Look!

Choose your own custom colours to match your home!



LiftMaster

LiftMaster is the #1 brand of professionally-installed residential garage door systems and commercial door operators. From garages to gates, make your home's busiest entryways smarter, safer and more secure with LiftMaster's professionally-installed home access solutions.



Garage Organization


A variety of garage organization offers solutions all made from high-grade steel. Our back plates have been engineered to disperse the workload throughout the wall so you can hang whatever you want, wherever you want. Available in colours: Graphite, Dove Grey, Sandstone, White, Black, and Blue.



Measurements & Specifications

KANATA COLLECTION

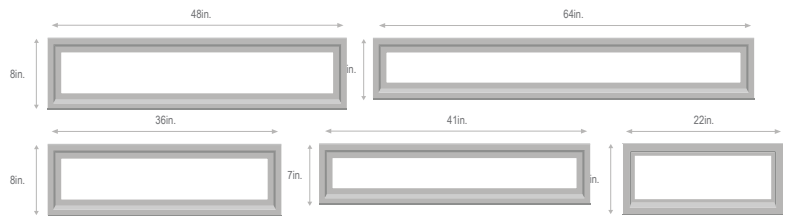
Stamp Designs



Window Designs/Inserts



Slim Windows

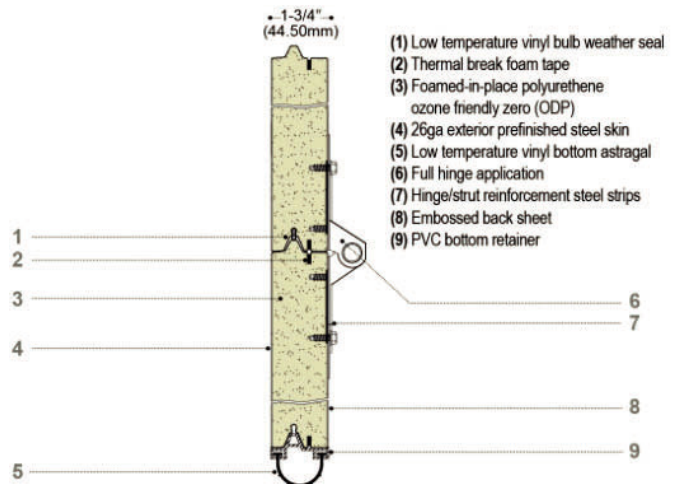


KANATA COLLECTION

Product Selection Guide & Specifications

EXTERIOR/INTERIOR STEEL BACKSHEET	26-GAUGE, PEBBLE EMBOSSED
HORIZONTAL REINFORCEMENT STRIP	25-GAUGE (2 PER PANEL)
END STILES – WHITE GALVANIZED	20-GAUGE
MAXIMUM STANDARD WIDTH	18'0" (5.49m)
MAXIMUM STANDARD HEIGHT	3" (76mm) INCREMENTS
SECTION HEIGHT	18", 21", & 24" (457, 533 & 610mm)
WARRANTY	LIMITED LIFETIME SEE WARRANTY SHEET
STANDARD RADIUS	15" (12" AVAILABLE UPON REQUEST)

Side View Illustration



CRAFT SERIES

Panel Choices



MUSKOKA

DENISON

GRANVILLE

Visit upwardor.com to explore Panel choices and Window designs

Window Inserts

STOCKTON



EIGHT SQUARE



ARCHED

STOCKBRIDGE



STRAIGHT



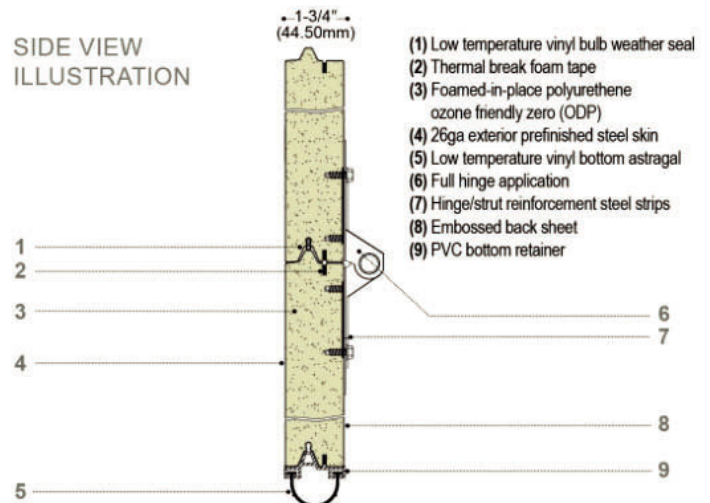
ARCHED

CRAFT SERIES

Product Selection Guide & Specifications

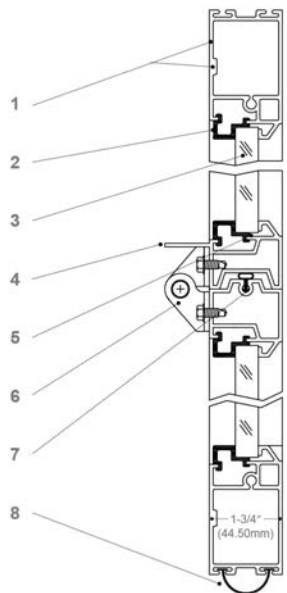
THICKNESS/PRODUCT TYPE	1-3/4" (44.50mm)
EXTERIOR/INTERIOR STEEL BACKSHEET	26-GAUGE, PEBBLE EMBOSSED
INSULATION TYPE/FOAM PROCESS	ZERO ODP POLYURETHANE/CONTINUOUS
R-VALUE/U-VALUE	16.3/0.06
SECTION JOINT	TONGUE & GROOVE
HORIZONTAL REINFORCEMENT STRIP	25-GAUGE (2 PER PANEL)
END STILES - WHITE GALVANIZED	20-GAUGE
AVAILABLE WIDTHS	8', 9', 12', & 16'
MAXIMUM HEIGHT	8' & 7'
SECTION HEIGHT	28" & 32" (711 & 813mm)
WARRANTY	LIMITED LIFETIME SEE WARRANTY SHEET
HARDWARE WARRANTY	1-YEAR
STANDARD RADIUS	20"
CLEARANCE AT HEADER	23" MIN

Side View Illustration



ALUMINUM DOORS

Cross Section



- (1) .070" (1.78mm) typical, .115" (2.92mm) at attachments
- (2) Glazing molding
- (3) Glazing
- (4) Reinforcing strut (optional under 16' (4.88m))
- (5) Soft vinyl glazing bead
- (6) Center hinge
- (7) Weather seal
- (8) Low temp. vinyl astragal

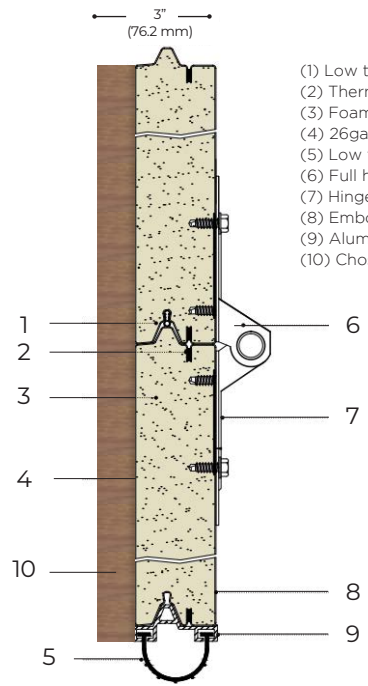
Visit upwardor.com to explore Panel choices and Window designs

KANATA EXECUTIVE LINE

Product Selection Guide & Specifications

- Overlay Wood Options: Clear Cedar, Red Grandis
- Inlay Options: Flush Grooved
- Top Section Options: Straight, Arched
- Glass Options: Clear/Acid Etched, Clear/Super Grey, Clear/Clear

Thickness/Product Type	3" (76.2mm)
Exterior/Interior Steel Backsheet	26-Gauge
Insulation Type/Foam Process	Zero ODP Polyurethane/Continuous
R-Value/U-Value	16.3/0.06 +
Section Joint	Tongue & Groove
Horizontal Reinforcement Strip	24-Gauge (2 Per Panel)
End Stiles - White Galvanized	20-Gauge
Maximum Standard Width	18'0" (5.49m)
Section Height	18", 21", & 24", 28" & 32" (457, 533, 610, 711, 813 mm)
Warranty	Limited Lifetime SEE WARRANTY SHEET
Hardware Warranty	1-Year



- (1) Low temperature vinyl bulb weather seal
- (2) Thermal break foam tape
- (3) Foamed-in-place polyurethane
- (4) 26ga exterior prefinished steel skin
- (5) Low temperature vinyl bottom astragal
- (6) Full hinge application
- (7) Hinge/Strut reinforcement steel strips
- (8) Embossed back sheet
- (9) Aluminum Bottom retainer
- (10) Chosen Overlay

KANATA EXECUTIVE LINE

Window Inserts

STOCKTON



EIGHT SQUARE



ARCHED

STOCKBRIDGE




STRAIGHT

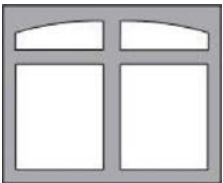


ARCHED

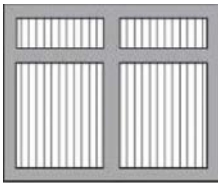
Door Designs



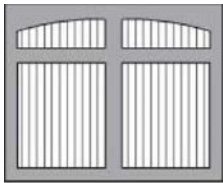
F01



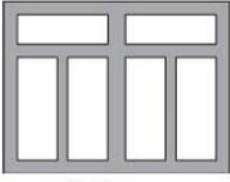
F01A



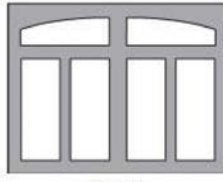
T01



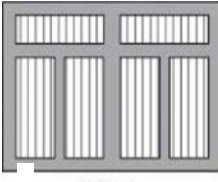
T01A



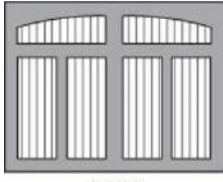
F02



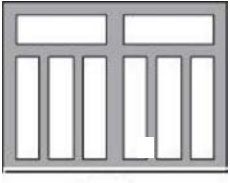
F02A



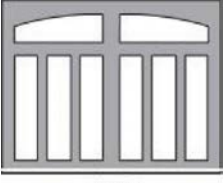
T02A



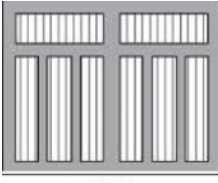
T02A



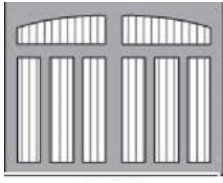
F03A



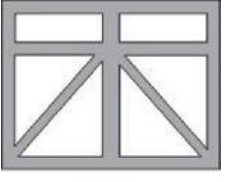
F03A



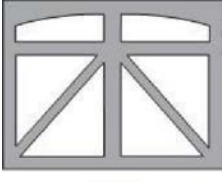
T03



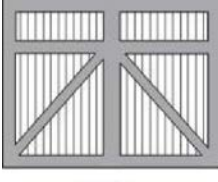
T03A



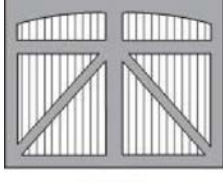
F04



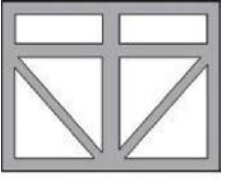
F04A



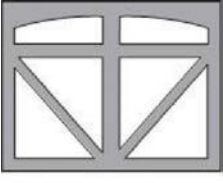
T04



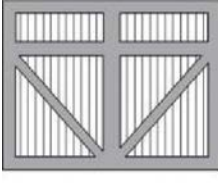
T04A



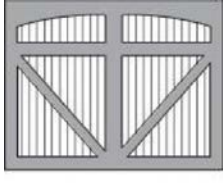
F05



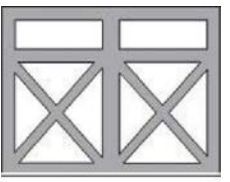
F05A



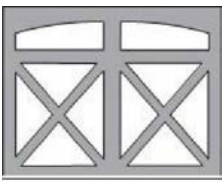
T05



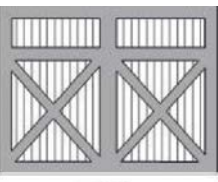
T05A




F06



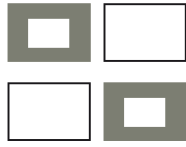
F06A



T06



T06A



upwardor

Garage Doors Designed for Life

1-800-667-3367

T: 905-876-3667

F: 905-876-3533

sales@upwardor.com

